

“IMPACT” is Gefran’s exclusive series of high-temperature pressure sensors that use the piezoresistive principle.

The main characteristic of “IMPACT” sensors is that they do not contain any transmission fluid.

The sensitive element, directly positioned behind the contact membrane, is realised in silicon through microprocessing techniques.

The micro structure includes the measurement membrane and piezoresistors.

The minimum deflection required by the sensitive element makes it possible to use very robust mechanics.

The process contact membrane can be up to 15 times thicker than the membrane used in traditional Melt sensors.

ADVANTAGES

- Total compatibility with the European RoHS Directive
- High strength
- Long life
- Working temperature: up to 350°C
- Excellent read stability over time
- Fast response time < 1ms

MAIN FEATURES

- Pressure ranges:
0-100 to 0-1000 bar / 0-1500 to 0-15000 psi
- Accuracy: < $\pm 0.25\%$ FSO (H); < $\pm 0.5\%$ FSO (M)
- Standard threading 1/2-20UNF, M18x1.5; other versions on request
- Other types of diaphragms are available on request
- Autozero function on board / external option
- 15-5 PH stainless steel diaphragm GTP coated

AUTOZERO FUNCTION

All signal variations in the absence of pressure can be eliminated by using the Autozero function.

This function is activated by closing a magnetic contact located on the transmitter housing or by means of external autozero.

The procedure is permitted only with pressure at zero”.

The Autozero function should be activated ONLY when the sensor is completely installed on the system.

The “IMPACT” series of Gefran, are pressure transmitters, without transmission fluid, for using in High temperature environment (350°C).

Medium pressure is transferred directly to the sensitive silicon element via a thick diaphragm.

Strain is transduced by a micro-worked silicon structure (MEMS).

The operating principle is piezoresistive.

TECHNICAL SPECIFICATIONS

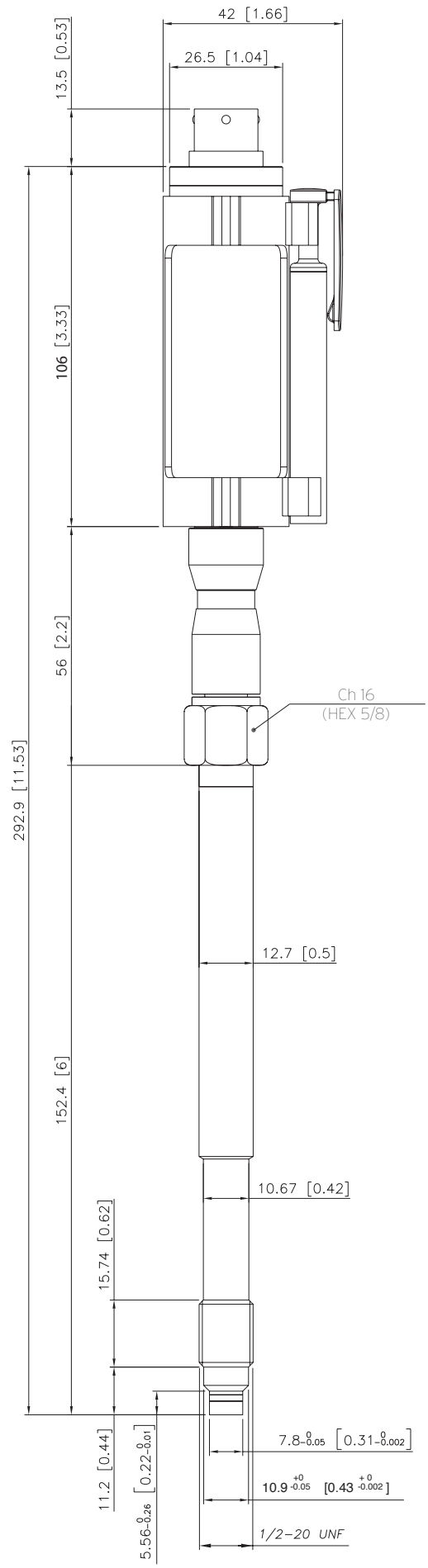
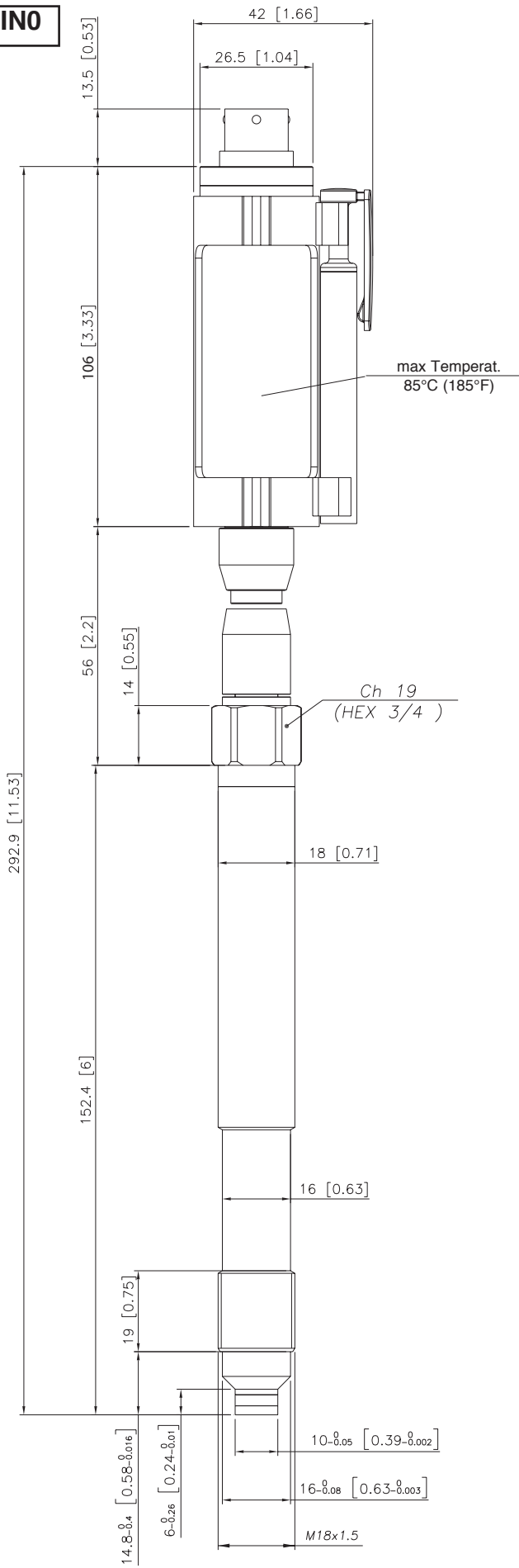
Accuracy (1)	H $\leq \pm 0.25\% \text{ FSO}$ M $\leq \pm 0.5\% \text{ FSO}$
Resolution	16 Bit
Measurement range	0..100 to 0..1000bar 0..1500 to 0..15000psi
Maximum overpressure (without degrading performances)	2 x FS 1.5 x FS above 700bar/10000psi
Measurement principle	Piezoresistivo
Power supply	15...30Vdc N, C, B, M
Maximum current absorption	25mA
Insulation resistance (at 50Vdc)	>1000 MOhm
Output signal Full Scale FSO	5Vdc (M) - 10Vdc (N) 5.1Vdc (B) - 10.1Vdc (C)
Zero balance (tolerance $\pm 0.25\%$ FSO)	0Vdc (M,N) 0.1Vdc (B,C)
Zero signals adjustment (tolerance $\pm 0.25\%$ FSO)	Autozero” function
Maximum allowed load	1mA
Response time (10...90% FSO)	8ms (option 1ms)
Output noise (RMS 10-400Hz)	< 0.025% FSO
Calibration signal	80% FSO
Output short circuit and supply reverse polarity protection	YES
Supply from output protection	YES
Compensated temperature range housing	0...+85°C
Operating temperature range housing	-30...+85°C
Storage temperature range housing	-40...+125°C
Maximum diaphragm temperature	350°C / 660°F
Zero signal variation due to process temperature variation in range (20-350°C)	< $\pm 1,2\%$ FSO
Full-scale signal variation due to process temperature variation in range (20-350°C)	< $\pm 1\%$ FSO
Std contact diaphragm with process	15-5 PH GTP
Thermocouple (Model IN2)	STD: Type “J” (isolated junction) Type “K” (on request)
Protection degree (with 6-pole female connector)	IP65
Electrical connection	Conn. 6-pin VPT07RA10-6PT (PT02A-10-6P)

FSO = Full scale output

(1) BFSL method (Best Fit Straight Line): includes combined effects of Non-Linearity, Hysteresis and Repeatability.

MECHANICAL DIMENSIONS

INO

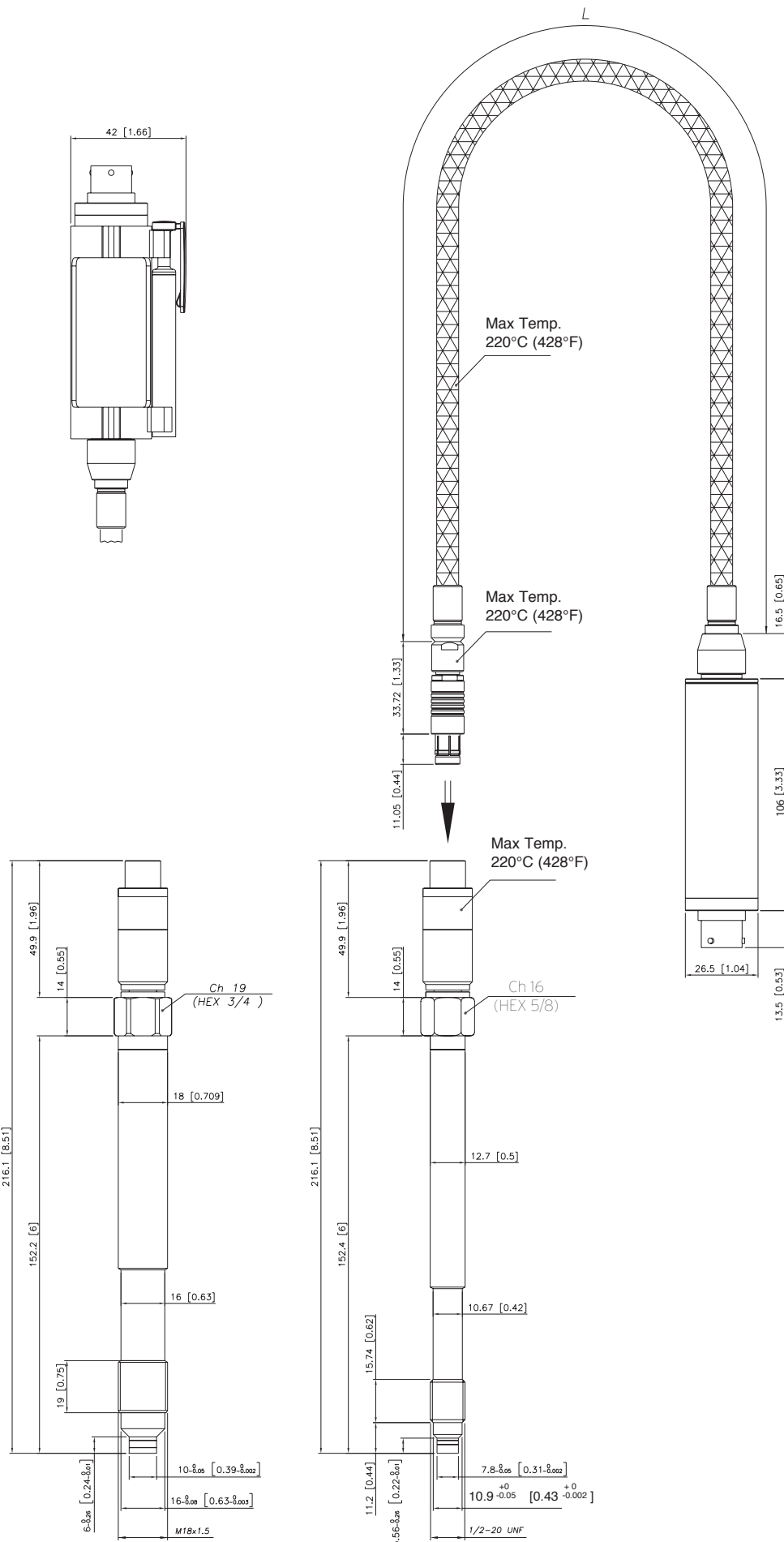


NOTE : dimensions refer to rigid stem length option "4" (153 mm – 6")

WARNING : For installation use a maximum tightening torque of 40 Nm (355 in-lb)

MECHANICAL DIMENSIONS

IN1M

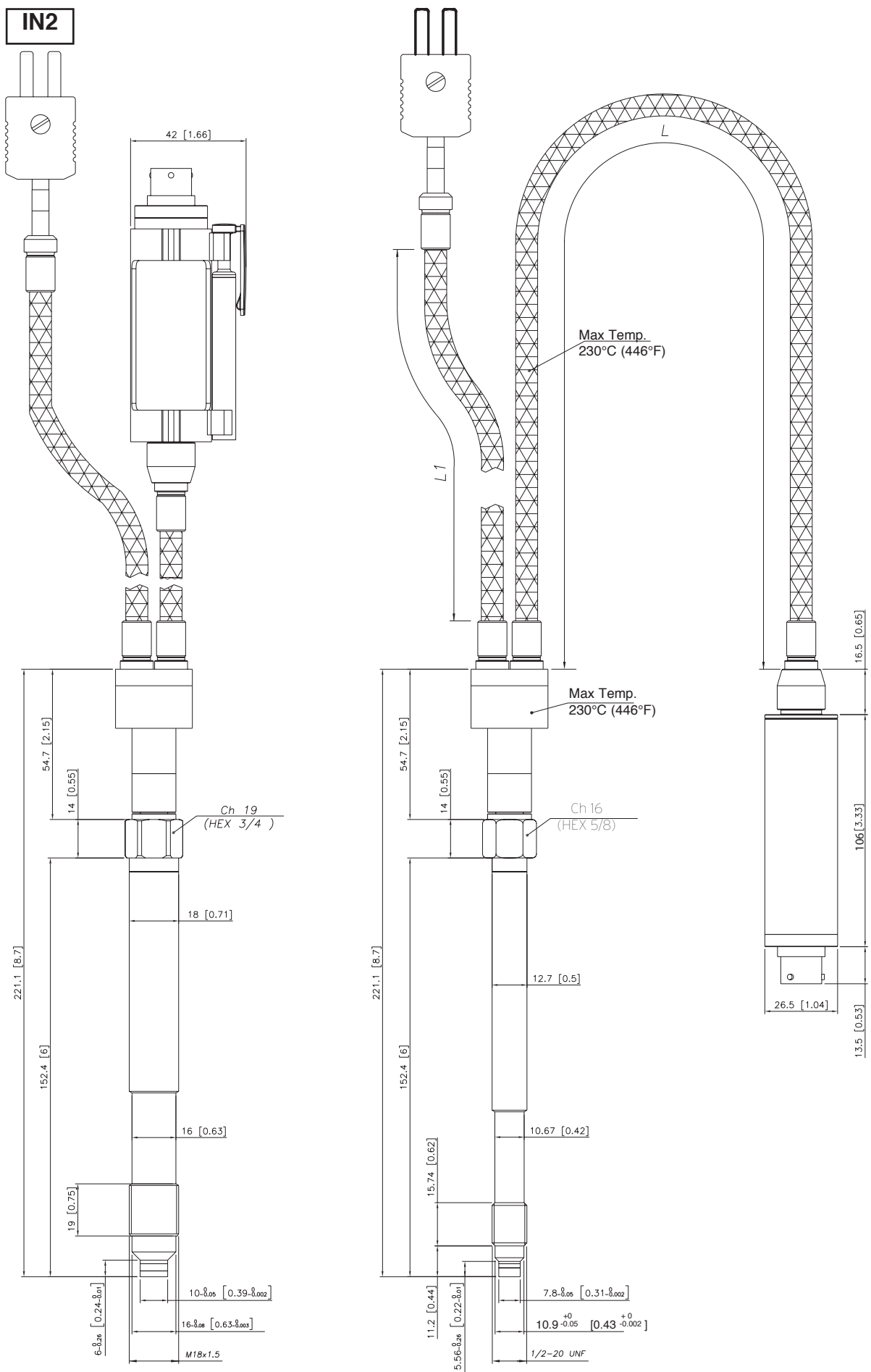


NOTE : dimensions refer to rigid stem length option "4" (153 mm – 6")

WARNING : For installation use a maximum tightening torque of 40 Nm (355 in-lb)

MECHANICAL DIMENSIONS

IN2



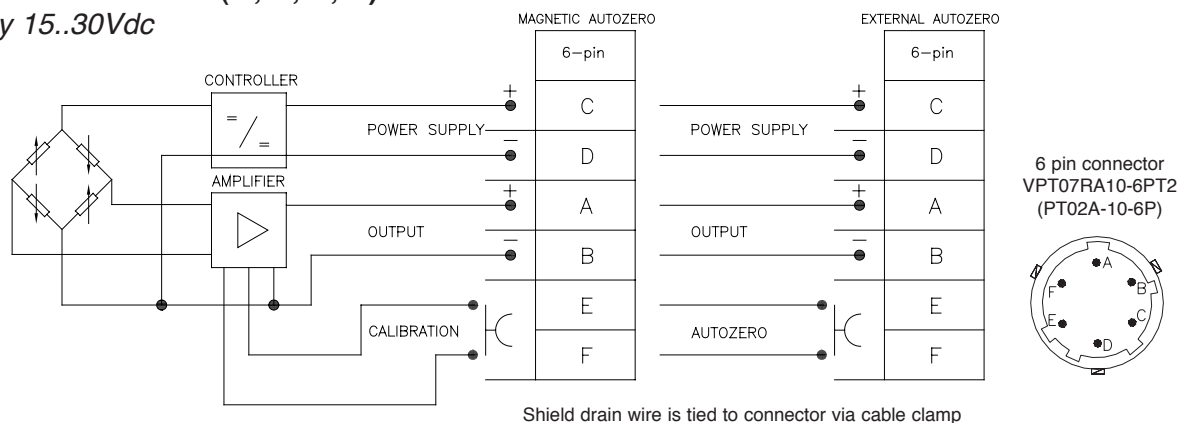
NOTE : dimensions refer to rigid stem length option "4" (153 mm – 6")

WARNING : For installation use a maximum tightening torque of 40 Nm (355 in-lb)


ELECTRICAL CONNECTIONS

VOLTAGE OUTPUT (M, N, B, C)

Supply 15..30Vdc



AUTOZERO FUNCTION



The Autozero function is activated through a magnetic contact (external magnet supplied with the sensor).
See the manual for a complete Autozero function explanation.

ACCESSORIES

Connectors

6-pin female connector (IP65 protection degree)

CON300

Extension cables

6-pin connector with 8m (25ft) cable

C08WLS

6-pin connector with 15m (50ft) cable

C15WLS

6-pin connector with 25m (75ft) cable

C25WLS

6-pin connector with 30m (100ft) cable

C30WLS

Other lengths

on request

Accessories

Mounting bracket

SF18

Dummy plug for 1/2-20UNF

SC12

Dummy plug for M18x1.5

SC18

Drill kit for 1/2-20UNF

KF12

Drill kit for M18x1.5

KF18

Cleaning kit for 1/2-20UNF

CT12

Cleaning kit for M18x1.5

CT18

Fixing pen clip

PKIT309

Autozero pen

PKIT312

Cable color code

Conn.	Wire
A	Red
B	Black
C	White
D	Green
E	Blue
F	Orange

