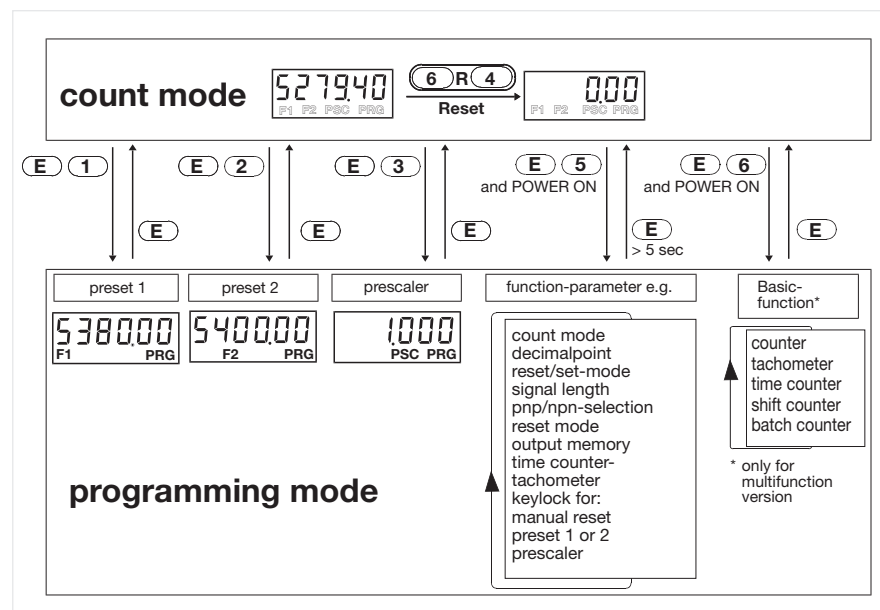


## Bi-directional



- high-contrast LED or LCD-Display, 6 digits
- small and compact DIN dimensions 48 x 48 mm
- easy operation by one key per digit
- direct access to parameters
- available with 1 or 2 presets
- transistor and relay with changeover contact, for each preset
- with integrated separate totalizer
- 5 basic functions easily programmable: counter, tachometer, time counter, shift counter and batch counter
- display range from - 99999 to 999999

### PROGRAMMING



The important values, preset 1, preset 2, prescaler and separate totalizer can be directly selected. It is necessary only to press the relevant button and the E-button together. To make the operation still more easy, access to those values can be locked separately. All other system parameters like operation and count modes are laid down in a common operation level. These parameters are usually programmed once only during the first initiation.

TECHNICAL DATA

General

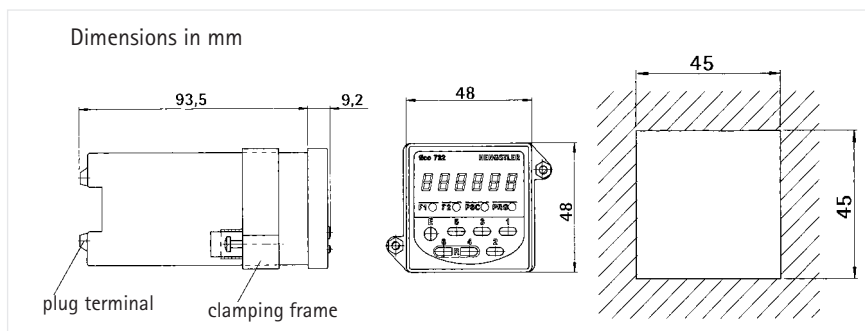
Display	LED or LCD, 6 digits, leading zero suppression, decimal point
Digit height	LED 7.6 mm; LCD 9 mm
Supply voltage	12...24 VDC; 24 VAC; 115 VAC; 230 VAC; 50/60 Hz depending on version
Current consumption	12...24 VDC < 150 mA 100/115/230 VAC < 50 mA; including sensor supply
Sensor supply	only when AC operated: 12 ... 30 VDC, max 50 mA
Data retention	non-volatile memory > 10 years
Operating temperature	0 ... +50 °C
Storage temperature	- 20 ... + 70 °C
Electrical connection	screw terminals
Mounting	with clamping frame
Protection class (IEC 144)	front side IP 65, terminals IP 20
Vibro stability	10 m/s <sup>2</sup> (10...150 Hz) according to IEC 68-T2-6
Shock stability	100 m/s <sup>2</sup> (18 ms) according to IEC 68-T2-27
General rating	according to VDE 0411, DIN 57411, protection class II
Approvals	UL + CUL E 96337
Amplitude thresholds	< 2 V and > 8 V, max 40 VDC
Active edge	programmable; positive with pnp input; negative with npn input
Pulse shape	any (squarewave 1:1 for max. frequency)
Input resistance	approx. 5 kOhm (static)
Counting frequency	max. 5 kHz (2.5 kHz bi-directional)
Prescaler	programmable from 0.001 to 9.999 (999.999)
Count inputs A, B	- phase discriminator with single evaluation - differential mode (add/sub) - count direction mode - totalizing mode (add/add)
Pulse length min.	17 ms (30 Hz), 100 µs (5 kHz)
Control input C	- manual reset possible - external reset, static or dynamic, programmable, pulse length > 5 ms - automatic reset when main preset has been reached (programmable)
Relay	changeover contact max. 250 VAC / 30 VDC, min. 5 V AC/DC max. 1 A, min. 10 mA, delay < 5 ms
Transistor	pnp output 12...24 VDC max 10 mA of DC-supply; 12...30 VDC max. 10 mA of AC-supply
Method	time interval (1/Tau)
Display range	1/min or 1/sec
Min input frequency	0.125 Hz = 8 sec
Alarms	2 alarms with programmable start-up-suppression
Time bases	programmable; sec, min., h or hh.mm.ss
Resolution	programmable 1; 0.1; 0.01; 0.001
Function	single pulse measurement (short time meter) or cumulated counting (hour meter)
Count mode	pulse width or period measurement (start-stop)

Counter

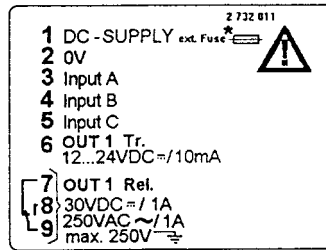
Tacho

Time-counter

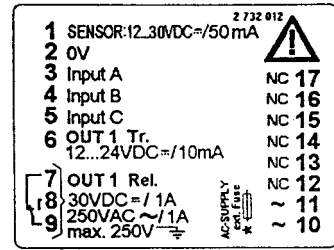
DIMENSIONS



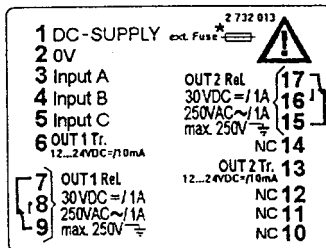
CONNECTION DIAGRAM



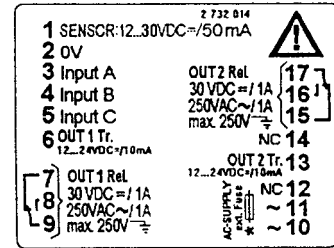
VDC 1 Rel/1 Trans



VAC 1 Rel/1 Trans



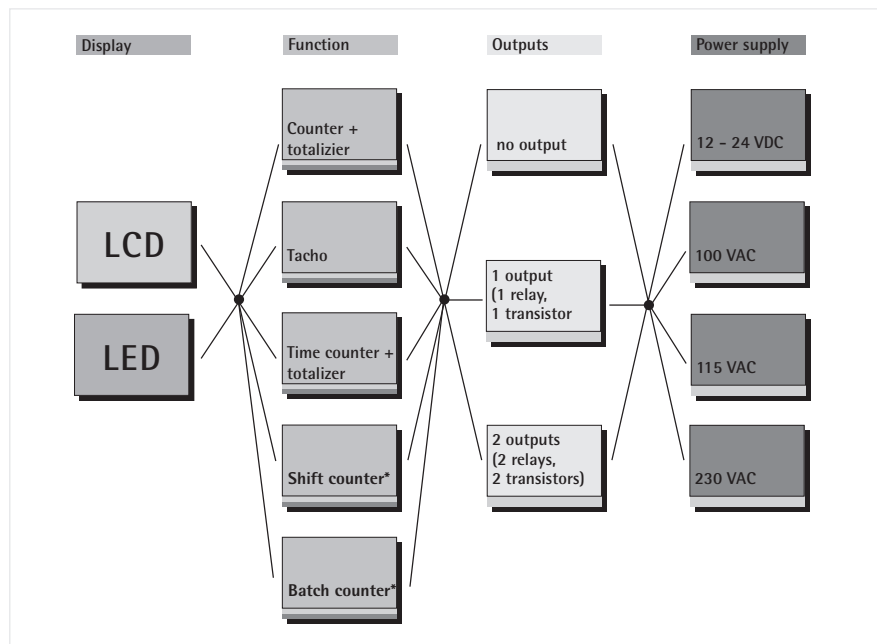
VDC 2 Rel/2 Trans



VAC 2 Rel/2 Trans

For versions with no output, pins 7-9 and 15-17 are not connected.

POSSIBLE VARIANTS



ORDER INFORMATION

Display	Preset	12-24 VDC	24 VAC	115 VAC	230 VAC
LCD	-	0 732 000	0 732 071	0 732 037	0 732 001
LCD	1	0 732 002	0 732 073 <sup>1</sup>	0 732 039 <sup>1</sup>	0 732 003
LCD	2	0 732 012	0 732 078	0 732 049	0 732 013
LED	-	0 732 018	0 732 080	0 732 055	0 732 019
LED	1	0 732 020	0 732 082 <sup>1</sup>	0 732 057	0 732 021
LED	2	0 732 030	0 732 087	0 732 067	0 732 031

Important: Only versions with 2 presets or without preset can be used as tachometers.