SPS-24/3,2

- **single output, industrial DIN rail power supply**
- **universal AC input / full range**
- **protections: short circuit / overload / over voltage / over temperature**
- **LED indicator for power on**
- **100% full load burn-in test**

Din Rail power supplies are a fanless design for installation on TS35/7,5 or TS35/15 industrial rails available as a slim line 60 Watt unit. Known uses include general industrial applications including factory automation, electro-mechanical industry, data communications, IT, power distribution boxes, control panels, building automation and household appliance control.

- cooling by free air convection,
- can be installed on DIN rail TS-35/7,5 or 15,
- fix switching frequency at 50KHz,
- isolation class II.

Block diagram

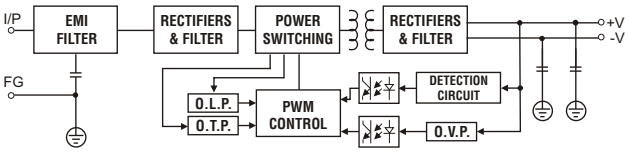

Output derating

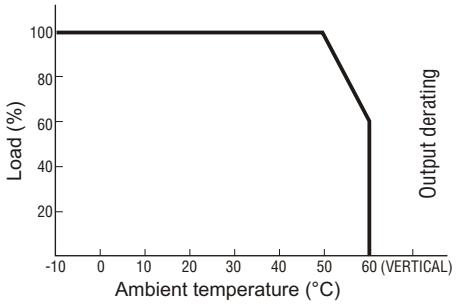

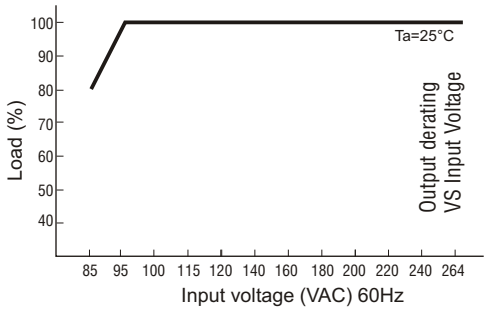

Ordering

SPS-24/3,2

Pin assignment and dimensions

Terminal Pin. No Assignment (TB1)

Pin No.	Assignment
1	FG ⏚
2	AC/N(DC+)
3	AC/L(DC-)

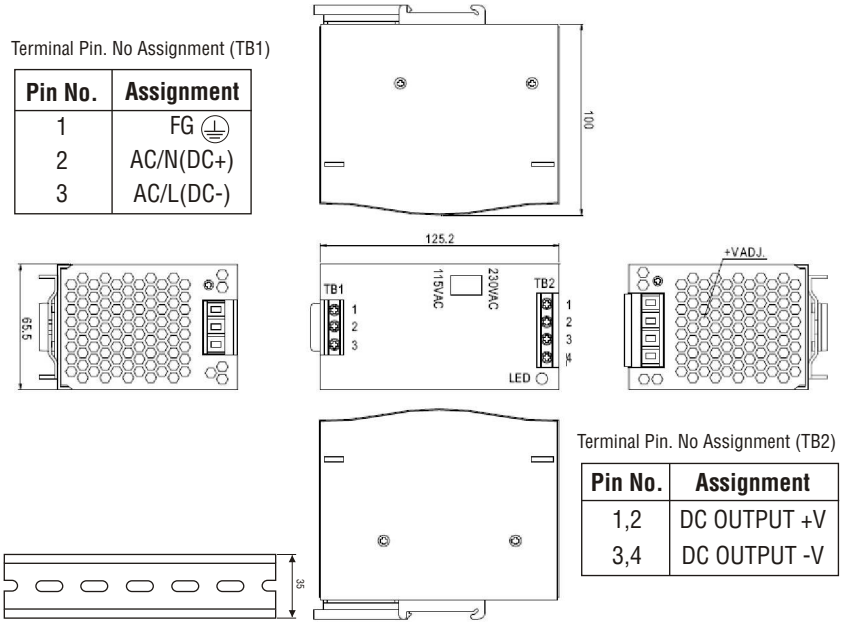

Terminal Pin. No Assignment (TB2)

Pin No.	Assignment
1,2	DC OUTPUT +V
3,4	DC OUTPUT -V

Technical data

Output:

DC voltage: 24 V
Rated current: 3,2 A
Current range: 0 - 3,2 A
Rated power: 76,8 W
Ripple & noise (max.): 150mVp-p
Voltage adj. Range: 24 - 28 V
Voltage tolerance: ± 1%
Line/load regulation: ± 0,5%/± 1%
Setup, rise time: 1000ms, 60ms/230VAC; 1800ms, 60ms/115VAC at full load
Hold time (typ.): 60ms/230VAC; 12ms/115VAC at full load

Input:

Voltage range: 85 - 264 VAC; 120 - 370 VDC
Frequency range: 47 - 63 Hz
Efficiency (typ.): 80%
AC current (typ.): 1,6A/115VAC; 0,96A/230VAC
Inrush current (typ.): COLD START 20A/115VAC; 40A/230VAC

Overload protection: 105 - 150% rated output power; protection type: constant current limiting, recovers automatically after fault condition is removed
Over voltage protection: 29 - 34 V; protection type: shut down o/p voltage, re-power on to recover
Over temp. protection: 85°C ± 5°C (TSW1) detect on heat sink of power transistor; protection type: shut down o/p voltage, recovers automatically after temp. goes down
Working temperature: -10°C - +60°C (Refer to output load derating curve)
Working humidity: 20 - 90% RH non-condensing
Storage temperature / humidity: -20°C - +85°C / 10 - 95% RH
Temperature coefficient: 0,03%/°C (0 ~ 50°C)
Vibration: 10 - 500Hz, 2G 10min./1cycle, period for 60min. each along X, Y, Z axes
Weight: 0,6 kg
Dimensions (W x H x D): 55.5 x 125.2 x 100 mm
Safety standards: UL60950-1, TUV EN60950-1 Approved, Design refer to EN50178
EMC: EN55022 class B, EN61000-3-2,3, EN61000-6-2, EN61000-4-2,3,4,5,6,8,11, ENV50204, EN61204-3

V.9.06.1