

## DC CURRENT SIGNAL ISOLATION TRANSDUCER

### Application:

The transducer is suitable for electrical isolation and conversion of the DC current input signal.

#### Important features:

- Full digital operation (Icom System).
- Preset delivery or connecting to external device can be set (monicom option).
- Automatic zero calibration.
- Plug in terminal blocks with screw.
- DIN rail case.
- EMC compliance.

#### Technical specifications:

##### Input:

- Nominal input current range: ..... 0..20 mA,  $\pm 20$  mA, 4..20 mA, etc.
- Input drop out voltage: ..... 60 mV (at nominal current)
- Input insulation voltage: ..... Cat. III. 1 kV (Test: 4300 V<sub>eff</sub> 1 min)
- Input measuring range: ..... up to 120 %

##### Output:

- Analog output range: .... 0..20 mA,  $\pm 20$  mA, 4..20 mA, 0..10 V,  $\pm 10$  V DC
- Output load: ..... for current: max. 500 ohm, for voltage: min. 2 kohm
- Output limits: ..... max. 20 V, or 30 mA
- Output response time: ..... max. 300 ms
- Digital output: ..... RS485, Modbus-RTU, 9.6 / 19.2 kBaud
- Accuracy (EN 60688): Class 0.5 or Class 0.2 (20 %..120 % input range)  
For  $\pm 20$  mA and  $\pm 10$  V output only  $\pm 0.5$  % accuracy can be ordered.
- Temperature coefficient: ..... max. 100 ppm/°C

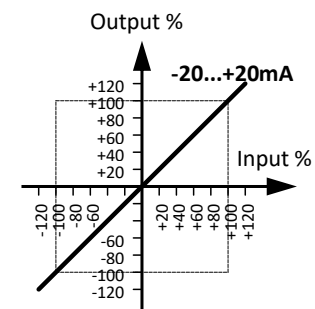
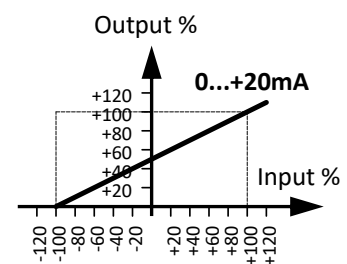
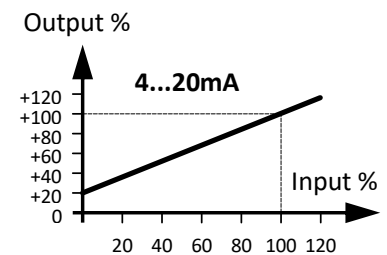
##### Other:

- Standards applied: ..... IEC/EN 61010-1, IEC/EN 61326, IEC/EN 60688
- Consumption: ..... max. 2 W
- Wire cross-section of terminals: ..... max. 2.5 mm<sup>2</sup>
- Working temperature: ..... -10...+25...+60 °C
- Storage temperature: ..... -40...+80 °C
- Humidity: ..... max. 85 %
- Vibration (acceleration): ..... max. 2 g
- Dimension (HxWxD): ..... 101 mm x 22.5 mm x 80 mm
- Case protection: ..... IP 20
- Case material: ..... PC-GF
- Weight (with converter): ..... approx. 0.25 kg



Illustration only.

#### Typical transfer characteristics:

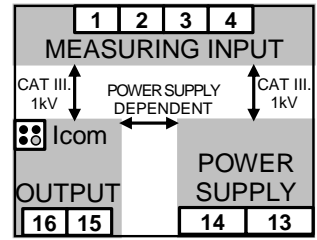


## DC CURRENT SIGNAL ISOLATION TRANSDUCER

### Auxiliary Supply variations:

	(Voltage / Insulation)
<b>5 V, 12 V, 24 V, 48 V DC ±50 %, converter</b>	/ 1 kV
<b>55...264 V, 47...440 Hz, and 72...370 V DC, converter</b>	/ 3 kV

### Isolation scheme:



### Ordering examples:

**MD22-AI \_ Input:** 0..20 mA DC **\_ Output:** 4..20 mA DC, ±0.2 % **\_ Aux:** 55..264 V AC converter  
**MD22-AI \_ Input:** ±20 mA DC **\_ Output:** RS485 Modbus **\_ Aux:** 24 V DC converter

On request for extra charge special ranges (Input, Output, Auxiliary Supply) are possible.

### Outline dimensions and connection diagrams:

